

SV1270

FEATURES

- AGM maintenance-free lead-acid battery
- High-efficiency lead-calcium plates
- Construction of fiber-glass separators stabilizes temperature of electrolyte
- High-quality insulation of plates
- Safe system of internal pressure regulating valves
- Reduced self-discharge current
- Sealed construction
- Long cycle life both in float and cycle charge modes
- Quality of products is guaranteed by the control of the manufacturing process in accordance with the standards



SPECIFICATION

Nominal Voltage	12 V	
Nominal Capacity	7 A·h at 20Hr-rate to 1.75V/cell	
Approx. Weight	2.14 Kg	
Number of cells in battery	6	
Internal Resistance	18 mΩ (Fully Charged) at 25 °C	
Self-Discharge	Average 3% of capacity declined per month at 25 °C	
Operating Temp. Range	Discharge: -20 °C ~ 50 °C	
	Charge: -15 °C ~ 40 °C	
	Storage: -20 °C ~ 40 °C	
Max. Discharge Current	105 A (5 sec.)	
Capacity Affected by Temp.	40 °C	102%
	25 °C	100%
	0 °C	85%
	-15 °C	65%
Container Material	ABS plastic	

APPLICATION

**All Purpose
UPS
Signal Light
Alarm and Security System
DC Power Supply
Auto Control System**

APPLICABLE STANDARDS

**IEC61056-1/2
JIS C8702-2003
GB/T19639.1-2005**



CHARGE PROCEDURE

Application	Constant Voltage Charge (V/cell)			Max. Charge Current
	Temperature	Set Point	Allowable Range	
Cycle Use	25 °C	2.425	2.40~2.45	0.3C
Standby Use	25 °C	2.275	2.25~2.30	

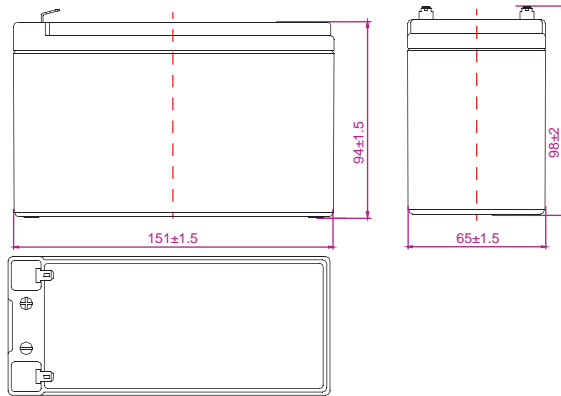
DISCHARGE CURRENT VS. DISCHARGE VOLTAGE

Final Discharge Voltage (V/cell)	1.75	1.70	1.60
Discharge Current (A)	0.2C>(A)	0.2C<(A)<1C	(A)>1C

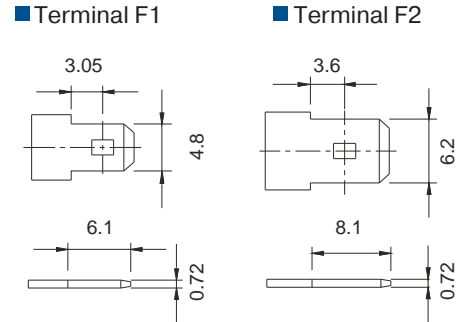
Note: Temp. Compensation Coefficient of Charge Voltage,
Cycle use: -4mV/°C/cell, Standby Use: -3 mV/°C/cell

OUTER DIMENSION

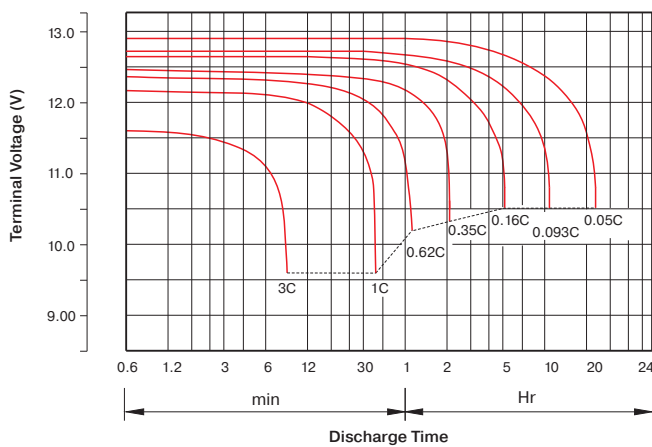
- Length
151 ± 1.5
 - Width
65 ± 1.5
 - Height
94 ± 1.5
 - Total height
98 ± 2
- Unit: mm



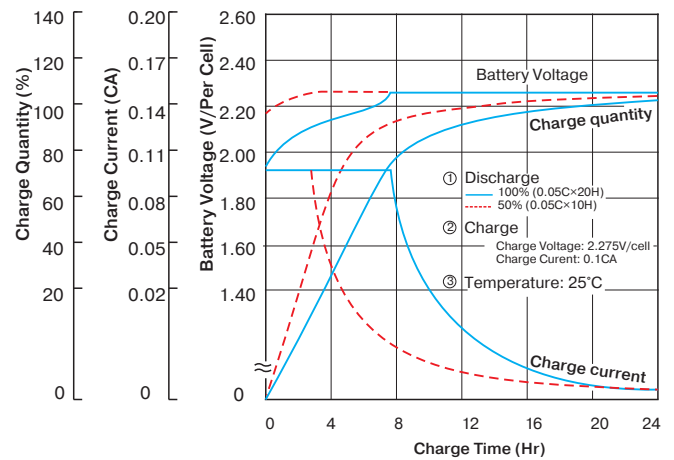
Terminal Type



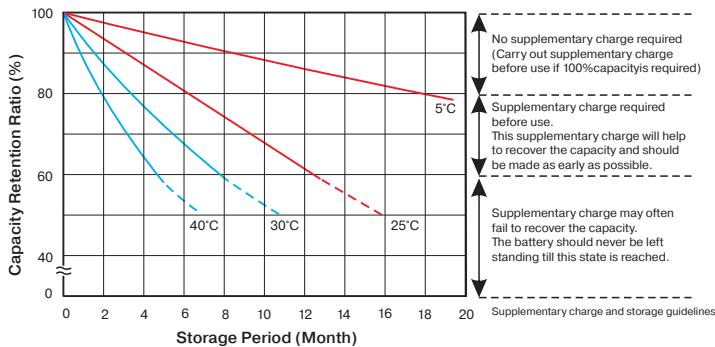
Discharge Characteristics at 25 °C



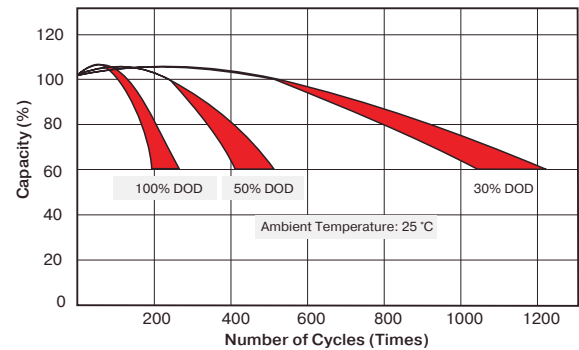
Charge characteristics (Standby use)



Capacity retention characteristics



Cycle Service life



Constant Current (CC, Unit: A) & Constant Power (CP, Unit: W) Discharge Table at 25°C

F.V. (V/cell)	Time Model	5 Min	10 Min	15 Min	30 Min	1 Hr	2 Hr	3 Hr	4 Hr	5 Hr	8 Hr	10 Hr	20 Hr
		1.60	CC(A)	25.2	16.5	12.3	8.1	4.2	2.45	1.8	1.45	1.23	0.81
	CP(W)	297	187	141	85	48	28.4	20.85	16.74	14.20	9.36	7.67	4.20
1.70	CC(A)	23.1	15.8	11.3	7.6	3.9	2.35	1.75	1.4	1.20	0.8	0.65	0.35
	CP(W)	280	177	133	85	46	27.2	20.27	16.22	13.94	9.22	7.53	4.08
1.75	CC(A)	21	14.8	10.5	7.4	3.8	2.3	1.72	1.33	1.20	0.79	0.64	0.35
	CP(W)	270	172	127	84	44	26.7	19.92	15.4	13.85	9.13	7.47	4.05
1.80	CC(A)	20.2	14.1	9.8	7.2	3.7	2.25	1.69	1.31	1.14	0.77	0.63	0.34
	CP(W)	237	166	122	84	43	26.1	19.69	15.21	13.24	8.75	7.29	3.97
1.85	CC(A)	18.7	13.3	9.1	7.0	3.6	2.19	1.6	1.28	1.09	0.75	0.61	0.33
	CP(W)	229	161	116	83	42	26.0	19.1	15.17	12.95	8.46	7.15	3.94

Note: The above data are average values, and can be obtained with 3 charge/discharge cycles.