

SVEN[®]

Portable Speaker System
with Bluetooth and FM-radio

USER'S MANUAL



PS-460
PS-470

www.sven.fi

Congratulations on your purchase of the SVEN speaker system!

COPYRIGHT

© 2017. SVEN PTE. LTD. Version 1.0 (V 1.0).

This Manual and information contained in it are copyrighted. All rights reserved.

BUYER RECOMMENDATIONS

- Unpack the device carefully. Make sure there are no accessories left in the box. Check up the device for damage; if the product was damaged during transportation, address the firm which carried out the delivery; if the product functions incorrectly, address the dealer at once.
- Shipping and transportation equipment is permitted only in the original container.
- Does not require special conditions for realization.
- Dispose of in accordance with regulations for the disposal of household and computer equipment.

APPLICATION

SVEN PS-460 and PS-470 portable multimedia speaker systems with Bluetooth and FM-radio are designed for operation with PC, notebooks and other mobile devices by means of data transfer via Bluetooth protocol. They can be also used in internet telephony, during video conferences, in multimedia applications, in interactive games, for speech recognition and foreign language teaching. FM-tuner and the player with USB-flash and micro SD-cards are included.

PACKAGE CONTENTS

- Speaker system – 1 pc
- 3.5 mm mini-jack to 3.5 mm mini-jack signal cable – 1 pc
- USB to micro USB power cable – 1 pc
- User's Manual – 1 pc
- Warranty card – 1 pc

SPECIAL FEATURES

- Bluetooth wireless signal transmission
- Track switching control possibility
- Wired/wireless audio signal transmission
- Built-in player for audio files from USB-flash and micro SD card
- Built-in FM tuner
- LED display
- Radius of operation up to 10 m

Speaker system description

- ① MODE: switching modes button: Bluetooth/Radio / Player/LINE IN
- ② REP/CH: Repeat mode (in Player mode); Switch the mode button between stations or frequency (in Radio mode)
- ③ VOL-: volume decrease button
- ④ VOL+: volume increase button
- ⑤ EQ: EQ mode switch button
- ⑥ Previous track (short pressing in Player and Bluetooth mode); Navigation on the track (long pressing in Player and Bluetooth mode); Previous track/station (in Radio mode)
- ⑦ Play/Pause button (in Player and Bluetooth mode); Start/Stop auto scan (long pressing in Radio mode); Mute (short pressing in Radio mode)
- ⑧ Next track (short pressing in Player and Bluetooth mode); Navigation on the track (long pressing in Player and Bluetooth mode); Next track/station (in Radio mode)
- ⑨ Display
- ⑩ Microphone
- ⑪ Indicator
- ⑫ DC 5V: micro USB jack for charger connecting, the USB port of laptop / PC
- ⑬ ON/OFF: POWER button
- ⑭ TF CARD: micro SD card slot
- ⑮ AUX: 3.5 mm mini-jack for audio signal connecting (phone, MP3 player, etc.)
- ⑯ USB: USB-flash card slot

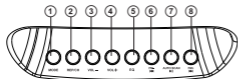


Fig. 1. PS-460 speaker system description*

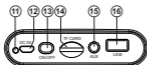


Fig. 3. PS-460 rear panel*

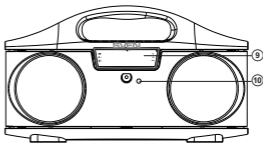




Fig. 2. PS-460 front view*

* PS-470 speaker front control panel is identical to the model PS-460


CONNECTION AND OPERATION

Attention! The built-in battery must be charged completely prior to the application.

Speaker system battery charging

- Connect speaker system to a USB port of PC or USB charger using micro USB to USB cable (included). During battery charging the indicator  is red. Indicator  goes out when the battery is charged.
- The battery is used in the speaker system as an integral part of the device, therefore do not try to extract or replace it, because this can result in the warranty cancellation or the device damage.

OPERATION MODES**Bluetooth mode**

- Wireless data transfer via the Bluetooth protocol enables to connect speaker system to compatible devices. Maximum radius of action of data transfer is 10 m. Such obstacles as walls or other electronic devices can interfere with the signal transfer.
- Turn on the speaker system Bluetooth mode – press button MODE  several times until display shows «bt» inscription.
- It is necessary to select the search mode of devices with Bluetooth on a signal source (telephone, notebook, smartphone, etc.). «SVEN PS-460» or «SVEN PS-470», message will be displayed on the screen which is to be connected*.
- When connection is successful, there will be a short beep and the indication of the search mode on speaker system is over**.

* You might have to enter "0000" code to connect some models of devices via Bluetooth.

** If the item has been already registered in the device list of a source, then the second search mode activation is not obligatory. Choose the item name «SVEN PS-460» or «SVEN PS-470» and the "connect" command on the source.

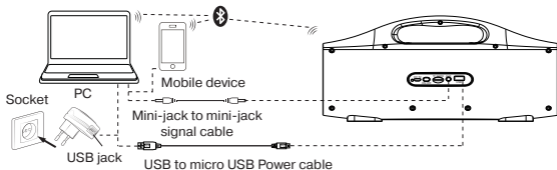


Fig. 4. Connection diagram

User's Manual

Radio mode

- Turn on the speaker system – press button MODE ① several times until the display shows the station frequency. Long-term pressing button ⑦ activates auto search mode. After scanning completion, the first scanned radio station will start to operate automatically. With buttons ⑥ and ⑧ select a desired radio station.

Player mode

Attention! The file system of a micro SD carrier is FAT32. Maximum volume is 32 GB. It is not recommended to use the micro SD Ultra Speed.

- The system will enter the Player mode automatically when a carrier (USB flash or SD card) is connected to corresponding ports. Use button ⑦ to switch between Play / Pause modes. You can control tracks by using buttons ⑥ (previous track) and ⑧ (next track).

Equalizer mode

- To adjust the bass level, press the EQ button and adjust the level using the buttons ③ and ④. To adjust the treble, press the EQ button twice.

The use in the wired mode (LINE IN)

- Speaker system can be used as an external device for amplifying any audio source with a 3.5 mm output mini-jack. To do this, connect a cable mini USB, plug 3.5 mini-jack to the audio input AUX.

TECHNICAL SPECIFICATIONS

Parameter, measurement unit	Value
Frequency range, Hz	speaker: 100 – 20 000; microphone: 100 – 10 000
Output power (RMS), W:	18 (2 × 9)
Speaker diameter, mm	Ø 95
Bluetooth supported profiles	HSP, HFP, A2DP, AVRCP
Radius of operation, m	up to 10
Battery capacity, mA*h	1800
Power supply, V	USB/DC5V
Weight (PS-460 / PS-470), g	1750 / 2050
Dimensions (PS-460 / PS-470), mm	390 × 190 × 160 / 400 × 190 × 154

Notes. Technical specifications given in this table are supplemental information and cannot give occasion to claims. Technical specifications and package contents are subject to change without notice due to the improvement of SVEN production.

Technical support is on www.sven.fi.

Portable Speaker System with Bluetooth and FM-radio

SVEN®



Model: PS-460, PS-470

Импортер в России: ООО «РЕГАРД», 109052,
РФ, г. Москва, ул. Нижегородская, д. 86, корп. Б.
Уполномоченная организация в России: ООО «РТ-Ф»,
105082, г. Москва, ул. Фридриха Энгельса, д. 75, стр. 5.

Условия гарантийного обслуживания смотрите
в гарантийном талоне или на сайте www.sven.fi.

Гарантийный срок: 12 мес.

Срок службы: 2 года.

Производитель: «СВЕН ПТЕ. Лимитед»,
176 Джу Чиаг Роуд, № 02-02, Сингапур, 427447.
Произведено под контролем «Свен Скандинавия

Лимитед», 48310, Финляндия, Котка,
Котolahdentie, 15. Сделано в Китае.

Manufacturer: SVEN PTE. LTD, 176 Joo Chiat Road,
№ 02-02, Singapore, 427447. Produced under the
control of Oy Sven Scandinavia Ltd. 15, Kotolahdentie,
Kotka, Finland, 48310. Made in China.

® Registered Trademark of Oy SVEN
Scandinavia Ltd. Finland.



PS-460 PS-470