


SVEN®
YOU WANT – WE CAN

Multimedia Speaker System 2.0

OPERATION MANUAL



SVEN 260

www.sven.fi

Congratulations on your purchase of the Sven speaker system!

Please read this operation manual before using the unit and retain this operation manual in safe place for future reference.

COPYRIGHT

© 2011. SVEN Company Ltd. Version 1.0 (V 1.0).

This manual and information contained in it are copyrighted. All rights reserved.

TRADEMARKS

All trademarks are the property of their legal holders.

NOTICE OF RESPONSIBILITY RESTRICTION

Despite the exerted efforts to make this manual more exact, some discrepancies may occur. The information of this manual is given on «as is» terms. The author and the publisher do not bear any liability to a person or an organization for loss or damages which have arisen from the information, contained in the given manual.

UNPACKING

Unpack the device carefully. Make sure there are no accessories left in the box. Check up the device for damages; if the product was damaged during transportation, address the firm which carried out the delivery; if the product functions incorrectly, address the dealer at once.

ATTENTION!

Do not switch on the speaker system immediately after you bring it into a room from environment with negative temperature! After unpacking, the speaker system should be kept in conditions of room temperature for at least 4 hours.

CONTENTS

1. DESCRIPTION	2
2. SAFETY PRECAUTIONS	2
3. PACKAGE CONTENTS	2
4. SPECIAL FEATURES	2
5. LOCATING	2
6. CONTROL PANEL	3
7. INSTALLATION AND OPERATION GUIDE	3
8. TROUBLE SHOOTING	4
9. TECHNICAL SPECIFICATION	4

Technical support is on www.sven.fi

1. DESCRIPTION

Sven 260 Multimedia Speaker System 2.0 (MSS) is designed for playing music and sounding games, movies, etc. The MSS has a built-in power amplifier, acoustic and signal cable due to which it can be connected to virtually any audio source (CD/DVD-players, TV, PC, etc.). Power is supplied by means of a 5V DC power supply. The speaker with a control panel is named the active one.

2. SAFETY PRECAUTIONS

- To avoid electric shock, do not open the MSS and do not perform repairs by yourself.
- Do not allow circuit of wires (including grounded ones) between the speakers, power amplifier or ground, for it causes damage of power amplifier output stage.
- Do not put foreign objects inside the holes of the MSS. Make sure that needles, hair pins, coins, insects etc. do not get inside.
- Protect the MSS from high humidity, water and dust. Do not locate it in areas with high level of humidity and dust.
- Protect the MSS from heating: do not locate it near a heat source or expose to direct sunlight.
- Do not use gasoline, alcohol or other solvents when cleaning, since they may damage the paint-coated surface of the MSS. Clean it with dry soft cloth only.
- If the MSS does not operate, unplug it and address your dealer.



Caution! High voltage inside! To avoid the risk of electric shock do not open or touch elements inside.

3. PACKAGE CONTENTS

- Speaker system — 1 pc
- 5V DC power supply — 1 pc
- Operation manual — 1 pc
- Warranty card — 1 pc

4. SPECIAL FEATURES

- Easy connection to various audio devices
- Modern design
- Volume control
- Original stands
- 5V DC power supply
- Headphone jack
- Adjustable speaker tilt angle
- Wall mountable
- Casematerial – ABS plastic

5. LOCATING

- Place the speakers symmetrically to the listener.

6. CONTROL PANEL

- ① VOLUME: Volume control wheel
- ② Headphone jack
- ③ Power LED

7. INSTALLATION AND OPERATION

Sven 260 Multimedia Speaker System can be connected to virtually any audio source: DVD/CD, PC sound card, etc. (see Fig. 2 below).

- Before connecting, make sure that the MSS is unplugged.
- Connect the signal cable built into the active speaker to an output of your PC sound card, MP3 or CD player, as shown in Fig. 2.
- Turn the VOLUME knob ① to its minimum.
- Connect the included power supply to the power cord built into the active speaker (see Fig. 2). Insert the power supply plug into a mains outlet. Power LED ③ will light up.
- Adjust the volume level by turning VOLUME knob ①.
- Connect your headphones to the headphone jack ② (see Fig. 1).

Notes:

- **After using the MSS, mind to unplug the power supply plug from the mains outlet.**
- **To improve sound quality, use the Line-Out output of the sound card.**

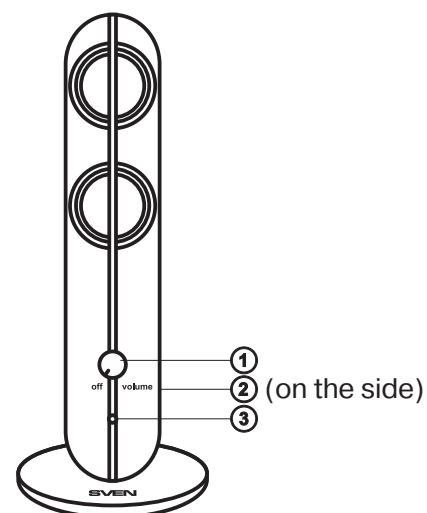


Fig. 1. Control panel

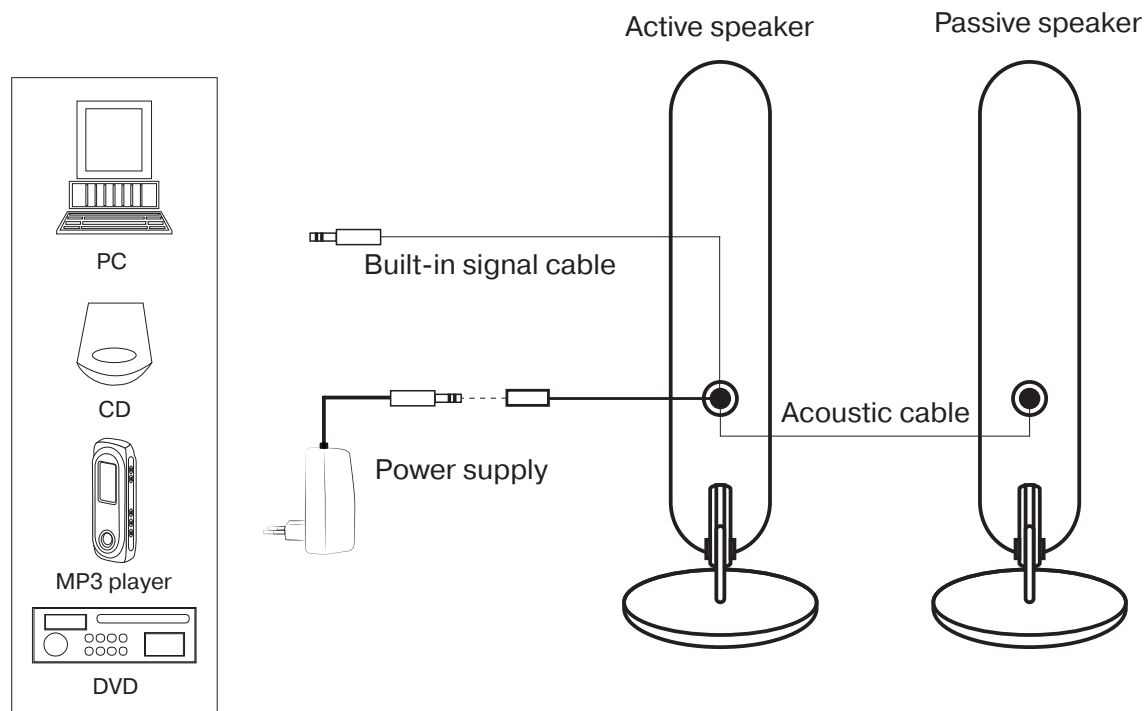


Fig. 2. Connection diagram

8. TROUBLE SHOOTING

Problem	Cause	Solution
The MSS does not turn on.	MSS is not connected to the mains outlet.	Check the connection.
	Power switch is off.	Turn on the switch.
No sound.	Volume level is set at minimum value.	Adjust volume control knob.
	Improperly connected audio source.	Connect audio sources correctly.
There is too quiet sound of speakers.	Volume level is set at minimum value.	Adjust volume control knob.
Distortion of sound.	Large amplitude of the input signal.	Turn down the source volume and MSS volume.

If none of the above methods can solve the problem, please seek professional advice at your nearest service center. Never attempt to repair the product yourself.

9. TECHNICAL SPECIFICATION

Parameter, measurement unit	Value
Output power (RMS), W	6 (2 × 3)
Frequency range, Hz	160 – 20 000
Speaker size, mm	full-range 2 × Ø 37
Voltage supply, V/Hz	~ 220/50
Dimensions (one satellite) (W × H × D), mm	45 × 230 × 35
Weight, kg	0.72

Notes:

- **Technical specification given in this table is supplemental information and cannot give occasion to claims.**
- **Technical specification is subject to change without notice due to improvement of SVEN production.**

Multimedia Speaker System 2.0

SVEN®
YOU WANT – WE CAN



Модель: **SVEN 260**

Импортер в России: ООО «СКАНДИТРЕЛ»,
111024, РФ, г. Москва, ул. Авиамоторная, д. 65, стр. 1.
Уполномоченная организация в России: ООО «РТ-Ф»,
105082, г. Москва, ул. Фридриха Энгельса, д. 75, стр. 5.
Условия гарантийного обслуживания смотрите в
гарантийном талоне или на сайте **www.sven.fi**
Гарантийный срок: 12 мес.
Срок службы: 2 года
Произведено под контролем «Свен Скандинавия
Лимитед», 48310, Финляндия, Котка,
Котлахдентие, 15. Сделано в Китае.

Модель: **SVEN 260**

Постачальник/імпортер в Україні: ТОВ «СВЕН Центр».
Київська область, м. Переяслав-Хмельницький,
вул. Героїв Дніпра, 31.
Призначення, споживчі властивості та відомості
про безпеку товару див. у керівництві з експлуатації.
Умови гарантійного обслуговування дивіться в
гарантійному талоні або на сайті **www.sven.fi**
Гарантійний термін: 12 міс.
Строк служби: 2 роки
Товар сертифіковано/має гігієнічний висновок.
Шкідливих речовин не містить. Зберігати в сухому місці.
Виготовлено під контролем «Свен Скандинавія
Лімітед», 48310, Фінляндія, Котка, Котлахдентіе, 15.
Зроблено в Китаї.

Виробник для України: «GREENWAVE INDUSTRIAL LTD»,
4210, Office Tower, Convention Plaza,
1 Harbour Road, Wanchai, Hong Kong, China

Produced under the control of Oy Sven Scandinavia Ltd.
15, Kotolahdentie, KOTKA, Finland, 48310.
Made in China.

® Registered Trademark of Oy SVEN
Scandinavia Ltd. Finland.

SVEN 260