

SVEN®

2.0 USB Gaming
Speaker System

USER MANUAL



SVEN 225

www.sven.fi

Congratulations on your purchase of the SVEN speaker system!**COPYRIGHT**

© SVEN PTE. LTD. Version 1.0 (22.12.2021).

This Manual and information contained in it are copyrighted. All rights reserved.

BUYER RECOMMENDATIONS

- Unpack the device carefully. Make sure there are no accessories left in the box. Check up the device for damage; if the product was damaged during transportation, address the firm which carried out the delivery; if the product functions incorrectly, address the dealer at once.
- Shipping and transportation equipment is permitted only in the original container.
- Does not require special conditions for realization.
- Dispose of in accordance with regulations for the disposal of household and computer equipment.
- The date of manufacture of the product is indicated on the box.

PACKAGE CONTENTS

- Speakers — 2 pcs
- User Manual — 1 pc
- Warranty card — 1 pc

SAFETY PRECAUTIONS

- Do not open the MSS and do not perform repairs by yourself. Service and repairs should be performed only by qualified specialists at authorized service centers. The list of authorized service centers is on **www.sven.fi**.
- Do not allow the circuit of wires (including the grounded ones) between the speakers, on the power amplifier or the ground, for it causes damage to the power amplifier output stage.
- Make sure that foreign objects do not get inside the holes of the GSS.
- Protect the GSS from high humidity, water and dust.
- Protect the GSS from heating: do not place it closer than 1 m from a heat source. Do not expose it to direct sunlight.
- Do not use any chemical agents for cleaning. Clean it with dry soft cloth only.
- If the GSS does not operate, unplug it and address your dealer.

TECHNICAL DESCRIPTION

SVEN 225 2.0 Gaming Speaker System (MSS) is designed to play music and sound games, movies, etc. The MSS has a built-in audio cable enabling to connect it to a PC, laptop, MP3 player and other audio devices. The MSS is powered via a PC or laptop USB port, or via a 5V DC power supply with the built-in USB power cable. The speaker with an audio input and a control panel is named the active one.

Technical support is on www.sven.fi.

MSS special features

- Dynamic RGB backlight
- Volume control on cable
- USB-powered

Control panel

- ① Volume control knob

PREPARATION AND OPERATION**Speaker placement**

- Place the speakers symmetrically to the listener at least one meter away.
- Place MSS far away from monitors and TV sets, as insignificant image distortion in these supersensitive devices is possible.

MSS Connecting

SVEN 225 2.0 USB Gamin Speaker System can be connected to virtually any audio source: MP3 player, PC sound card, etc. (see connection diagram, Fig. 2).

- Before making any connections, make sure that the MSS power supply is disconnected. Plug the built-in 3.5 mm mini-jack signal cable: connect the audio cable mini-jack to the audio output jack of your sound source (see connection diagram, Fig. 2).
- Connect the built-in USB power cable to a USB port of your PC, laptop or to a 5V DC power supply (not included).
- Turn on your audio source.
- Adjust the master volume level by turning the VOLUME control knob ①. To increase the volume, turn the knob clockwise; to reduce it, turn the knob counterclockwise.

Note:

- *After finishing using the MSS, mind to switch it off.*

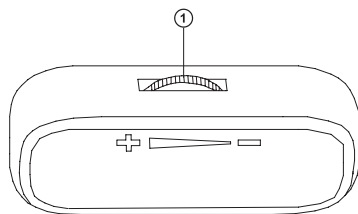


Fig. 1.

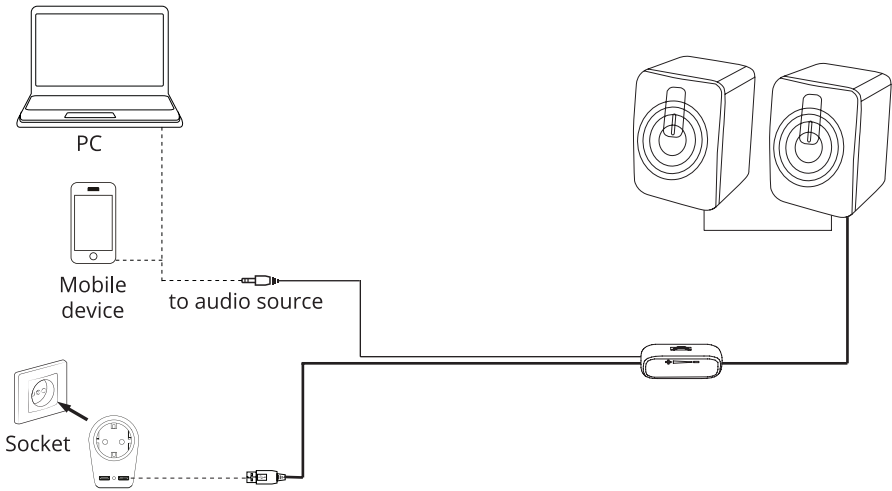



Fig. 2. Connection diagram

TROUBLESHOOTING

Problem	Cause	Solution
The MSS does not turn on.	The MSS isn't connected to a mains outlet.	Check the connection.
No sound.	The volume level is set at minimum value.	Adjust the volume control knob.
	Improperly connected audio source.	Check the connection of the signal source.
There is too quiet sound of speakers.	The volume level is set at minimum value.	Adjust the volume control knob.
Distortion of sound.	Large amplitude of the input signal.	Turn down the source volume and MSS volume.

If none of the above methods can not solve the problem, please seek professional advice at your nearest service center. Never attempt to repair the product yourself.

TECHNICAL SPECIFICATIONS

Parameter, measurement unit	Value
Output power (RMS), W	6 (2 × 3)
Frequency response, Hz	80 – 20 000
Speaker diameter, mm	Ø 47
Power supply, V	USB/  5 V
Rated current, A	0.01
Dimensions (one speaker) (W × H × D), mm	68 × 90 × 64
Weight, kg	0.224

Notes:

- *Technical specifications given in this table are supplemental information and cannot give occasion to claims.*
- *Technical specifications and package contents are subject to change without notice due to the improvement of SVEN production.*

2.0 USB Gaming Speaker System

SVEN®

Model: SVEN 225

Importer: Tiralana OY, Office 102, Kotolahdentie 15, 48310 Kotka, Finland.

Импортер в России: ООО «Регард», 105082, г. Москва, ул. Фридриха Энгельса, д.75, стр. 5. Уполномоченная организация в России: ООО «РТ-Ф», 105082, г. Москва, ул. Фридриха Энгельса, д. 56, стр. 1. Условия гарантийного обслуживания смотрите в гарантийном талоне или на сайте www.sven.fi. Гарантийный срок: 12 мес. Срок службы: 2 года. Производитель: «СВЕН ПТЕ. Лимитед», 176 Джу Чиат Роуд, № 02-02, Сингапур, 427447. Произведено под контролем «Свен Скандинавия Лимитед», 48310, Финляндия, Котка, Котolahdentie, 15. Сделано в Китае.

Manufacturer: SVEN PTE. LTD, 176 Joo Chiat Road, № 02-02, Singapore, 427447.
Produced under the control of Oy Sven Scandinavia Ltd. 15, Kotolahdentie, Kotka, Finland, 48310. Made in China.

® Registered Trademark
of Oy SVEN
Scandinavia Ltd. Finland.



SVEN 225