

**SVEN**<sup>®</sup>  
YOU WANT - WE CAN

Wireless Optical Mouse

## USER'S MANUAL



**RX-365  
WIRELESS**

[www.sven.fi](http://www.sven.fi)

***Congratulations on your purchase of the Sven mouse!***

Please read this Operation Manual before using the unit and retain this Operation Manual in a safe place for future reference.

**COPYRIGHT**

© 2016. SVEN PTE. LTD. Version 1.0 (V 1.0).

This Manual and information contained in it are copyrighted. All rights reserved.

**TRADEMARKS**

All trademarks are the property of their legal holders.

**NOTICE OF RESPONSIBILITY RESTRICTION**

Despite the exerted efforts to make this Manual more exact, some discrepancies may occur. The information of this Manual is given on “as is” terms. The author and the publisher do not bear any liability to a person or an organization for loss or damages which have arisen from the information contained in the given Manual.

**CONTENTS**

<b>1. SPECIAL FEATURES .....</b>	<b>3</b>
<b>2. PACKAGE CONTENTS .....</b>	<b>3</b>
<b>3. SYSTEM REQUIREMENTS .....</b>	<b>3</b>
<b>4. DESCRIPTION .....</b>	<b>4</b>
<b>5. INSTALLATION .....</b>	<b>4</b>
<b>6. TROUBLESHOOTING .....</b>	<b>7</b>
<b>7. TECHNICAL SPECIFICATIONS .....</b>	<b>7</b>

***Technical support is on [www.sven.fi](http://www.sven.fi).***

**1. SPECIAL FEATURES**

- BlueLED advanced optical technology
- 2.4 GHz USB Nano receiver included (range – up to 10 m)
- Resolution 800/1200/1600 dpi
- DPI resolution switch
- Two additional navigation buttons (Forward and Back)
- Soft Touch coating
- Long life battery-fed operation (1 year)

**2. PACKAGE CONTENTS**

- Optical mouse — 1 pc
- 2.4 GHz USB Nano receiver — 1 pc
- AA type battery — 1 pc
- User's Manual — 1 pc
- Warranty card — 1 pc

**3. SYSTEM REQUIREMENTS**

- Windows XP/Vista/7/8/10.
- Free USB port.

#### 4. DESCRIPTION

- ① Scroll wheel
- ② DPI switch
- ③ Forward and Back navigation buttons
- ④ Optical sensor
- ⑤ Battery compartment
- ⑥ Nano receiver
- ⑦ Connector USB

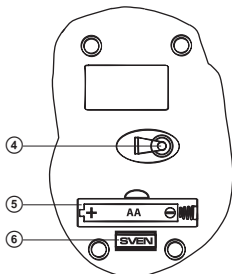


Fig. 2. Bottom view

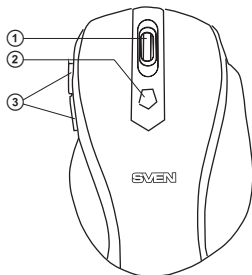


Fig. 1. Top view

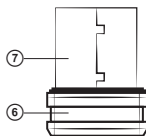
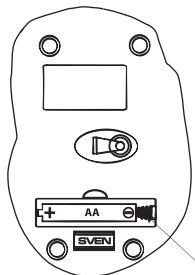


Fig. 3. Nano receiver


#### 5. INSTALLATION

- Open the cover of the mouse battery compartment ⑤, insert one AA type battery into the battery compartment, matching polarity, and close the cover of the battery compartment (see Fig. 4).
- Pull out the nano receiver ⑥ from the mouse (Fig. 5) and connect it to a free PC USB port without switching off the PC (Fig. 6).
- To activate the mouse, press any button of the mouse or turn the scroll wheel. If the mouse has been connected correctly, it will turn on automatically.



Battery  
compartment

Fig. 4. Battery installation

 Improper installation of battery can result in failure of the mouse!

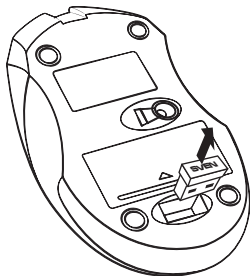


Fig. 5. Extraction of the receiver from the mouse case


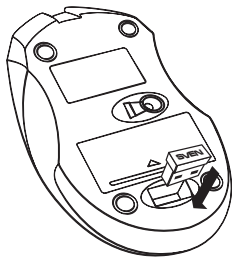


Fig. 6. Receiver connection

- After finishing work the receiver can be pulled out from the PC USB port and inserted back into the mouse (Fig. 7).
- Do not place the receiver in a metal confined space (table drawer, box, safe), as metal screen does not transmit radio signals.
- If the battery run down, the mouse works in jerks. It means that battery should be replaced with new one, as it is shown in Fig. 4.



*Fig. 7. Fitting the receiver into the mouse case*

**!** Important

- ***This device meets the highest standards of energy conservation.***

## 6. TROUBLESHOOTING

Problem	Solution
The mouse does not work.	<ol style="list-style-type: none"> <li>1. Make sure that the nano receiver has been inserted into a USB port and its distance to the mouse is less than 10 m.</li> <li>2. Check whether the battery have been installed correctly.</li> <li>3. Check if the battery have run down, replace the battery with new one if necessary.</li> <li>4. Address nearest authorized service center.</li> </ol>

## 7. TECHNICAL SPECIFICATIONS

Parameter	Value
OS compatibility	Windows XP/Vista/7/8/10
Type of mouse	Wireless 2.4 GHz
Resolution, dpi	800/1200/1600
Q-ty of buttons	5 + 1 (scroll wheel)
Interface	USB
Dimensions, mm	71 × 36 × 104
Weight, g	87

**Notes:**

- **Technical specifications given in this table are supplemental information and cannot give occasion to claims.**
- **Technical specifications are subject to change without notice due to the improvement of SVEN production.**

## Wireless Optical Mouse

**SVEN**<sup>®</sup>  
YOU WANT - WE CAN



**Model: RX-365 Wireless**

Импортер в России: ООО «РЕГАРД», 109052, РФ, г. Москва, ул. Нижегородская, д. 86, корп. Б.  
Уполномоченная организация в России: ООО «РТ-Ф», 105082, г. Москва, ул. Фридриха Энгельса, д. 75, стр. 5.

Условия гарантийного обслуживания смотрите в гарантийном талоне или на сайте [www.sven.fi](http://www.sven.fi).  
Гарантийный срок: 12 мес. Срок службы: 2 года.  
Производитель: «СВЕН ПТЕ. Лимитед», 176 Джу Чиат Роуд, № 02-02, Сингапур, 427447.  
Произведено под контролем «Свен Скандинавия Лимитед», 48310, Финляндия, Котка, Котолахдентие, 15. Сделано в Китае.

Manufacturer: SVEN PTE. LTD, 176 Joo Chiat Road, № 02-02, Singapore, 427447. Produced under the control of Oy Sven Scandinavia Ltd. 15, Kotolahdentie, Kotka, Finland, 48310. Made in China.

© Registered Trademark of Oy SVEN Scandinavia Ltd. Finland.

**RX-365  
WIRELESS**