

SVEN[®]
YOU WANT - WE CAN

Wireless Compact
Bluetooth Keyboard

USER'S MANUAL



**COMFORT
8500
BLUETOOTH**

www.sven.fi

Congratulations on your purchase of the Sven Wireless Keyboard!

Please read this User's Manual before using the unit and retain this User's Manual in a safe place for future reference.

COPYRIGHT

© 2014. SVEN PTE. LTD. Version 1.0 (V 1.0).

This Manual and information contained in it are copyrighted. All rights reserved.

TRADEMARKS

All trademarks are the property of their legal holders.

NOTICE OF RESPONSIBILITY RESTRICTION

Despite the exerted efforts to make this Manual more exact, some discrepancies may occur. The information in this Manual is given on "as is" terms. The author and the publisher do not bear any liability to a person or an organization for loss or damage which has arisen from the information contained in this Manual.

UNPACKING

Unpack the device carefully. Make sure there are no accessories left in the box. Check up the device for damage; if the product was damaged during transportation, address the firm which carried out the delivery; if the product functions incorrectly, address the dealer at once.

CONTENTS

1. SPECIAL FEATURES	2
2. PACKAGE CONTENTS	2
3. SYSTEM REQUIREMENTS	2
4. DESCRIPTION	2
5. INSTALLATION	2
6. BUILT-IN BATTERY CHARGING	3
7. DESCRIPTION OF SHORTCUT KEYS FUNCTIONS	3
8. TROUBLESHOOTING	4
9. TECHNICAL SPECIFICATIONS	4

Technical support is on www.sven.fi

1. SPECIAL FEATURES

- Bluetooth connection to various mobile devices
- Separated key design
- Built-in rechargeable battery
- Slim aluminum case
- Compact design and light weight
- Indication of operation modes
- Operating distance – up to 10 meters
- 17 Fn + 4 shortcut keys for Internet and Multimedia

2. PACKAGE CONTENTS

- Wireless keyboard — 1 pc
- Charging USB cable — 1 pc
- User's manual — 1 pc
- Warranty card — 1 pc

3. SYSTEM REQUIREMENTS

- IOS (iPhone 3G and higher, iPad 1 and higher), MacOS, Windows, Android 3.0 and higher (if the device supports an external keyboard)

4. DESCRIPTION

- ① ON/OFF: power switch
- ② Micro USB port
- ③ Bluetooth button/
power LED/low
battery LED
- ④ Shortcut keys



Fig. 1. Side view




Fig. 2. Top view

5. INSTALLATION

- Shift the power switch ① into the On position. To make a wireless connection, press the Bluetooth button ③. When the LED on the button ③ is on, the keyboard is ready to be connected.

- Enter the Settings menu on your mobile device the keyboard is to be connected to. Make sure the Bluetooth feature is activated in your device.
- Choose Bluetooth 3.0 Keyboard in the list of connected devices.
- Using your keyboard, enter the suggested code in the corresponding window and press the Enter key.
- The keyboard will appear in the list of connected Bluetooth devices. After the keyboard is connected, the LED ③ will turn off.
- After using the keyboard, mind to switch off the power with the ON/OFF switch ①.

Notes:

- **Verify that the distance between the devices connected is no more than 10 m.**
- **If powered on but not used, the keyboard enters the energy-saving Sleep mode. To wake the keyboard, press any key.**






















6. BUILT-IN BATTERY CHARGING

- If the LED ③ blinks blue when the keyboard is on, the built-in battery is discharged.
- To charge the battery, use the included USB cable. Plug the cable into the micro USB port ②, and then into a PC USB port or power adapter with a USB port (not included).
- If charging is in progress, the LED ③ is red. When the battery is fully charged, the LED turns off.

Notes:

- **It's recommended that you turn off the keyboard with the ON/OFF switch ① when charging.**
- **If the keyboard is left unused for a long period of time, the battery must be at least half charged – it helps extend battery life.**

7. DESCRIPTION OF SHORTCUT KEYS FUNCTIONS*

Fn +  Open main menu	Fn +  Paste	Fn +  Select all
Fn +  Reduce display brightness	Fn +  Cut	Fn +  Go to one page down
Fn +  Increase display brightness	Fn +  Go to previous track	Fn +  Go to one page up
Fn +  Virtual keyboard	Fn +  Play/pause	Fn +  Go to the page up
Fn +  Go to search page	Fn +  Go to next track	Fn +  Go to the page down
Fn +  Take a photo	Fn +  Copy	
 Lock screen	 Volume down	 Volume up
		 Mute on/off

* Use of buttons depends on the connected device.

8. TROUBLESHOOTING

Problem	Solution
The keyboard is not working.	<ol style="list-style-type: none"> 1. Make sure the connected Bluetooth dongle is not damaged and the Bluetooth feature is on. 2. Check the battery charge level. Charge the battery if necessary. 3. Repeat the Bluetooth connecting procedure. 4. If there are several Bluetooth sources connected, make sure the connection speed is enough. 5. It's recommended that you address your nearest service center.

If none of the above methods can solve the problem, please seek professional advice at your nearest service center. Never attempt to repair the product yourself.

9. TECHNICAL SPECIFICATIONS

Parameter, measurement unit	Value
Number of keyboard keys	82
Number of shortcut keys	17 Fn + 4
Keyboard layout	Rus/Eng/Ukr
OS compatibility	IOS, MacOS, Windows, Android 3.0 and higher
Cyrillic letters color	blue
Interface	Bluetooth 3.0
Error-free running time	more than 20,000,000 strokes
Operating distance	up to 10 meters
Power source	built-in rechargeable battery
Dimensions (W × H × D), mm	248 × 6.7 × 128
Weight, g	180
Color	black

Notes:

- *Technical specifications given in this table are supplemental information and cannot give occasion to claims.*
- *Technical specifications are subject to change without notice due to the improvement of SVEN production.*

Wireless Compact Bluetooth Keyboard



Модель: **Comfort 8500 Bluetooth**

Импортер в России: ООО «СКАНДИТРЕЛ», 111024,
РФ, г. Москва, ул. Авиамоторная, д. 65, стр. 1.
Уполномоченная организация в России: ООО «РТ-Ф»,
105082, г. Москва, ул. Фридриха Энгельса, д. 75, стр. 5.
Условия гарантийного обслуживания смотрите
в гарантийном талоне или на сайте www.sven.fi.
Гарантийный срок: 12 мес. Срок службы: 2 года.
Производитель: «СВЕН ПТЕ. Лимитед»,
176 Джу Чиат Роуд, № 02-02, Сингапур, 427447.
Произведено под контролем «Свен Скандинавия
Лимитед», 48310, Финляндия, Котка, Котolahdentie, 15.
Сделано в Китае.

Manufacturer: SVEN PTE. LTD, 176 Joo Chiat Road,
№ 02-02, Singapore, 427447. Produced under the
control of Oy Sven Scandinavia Ltd. 15, Kotolahdentie,
Kotka, Finland, 48310. Made in China.

© Registered Trademark of Oy SVEN
Scandinavia Ltd. Finland.

SVEN®
YOU WANT - WE CAN

**COMFORT
8500
BLUETOOTH**