

SVEN®
YOU WANT – WE CAN

Wireless Combo Set
Keyboard + Mouse

USER'S MANUAL



**COMFORT
4600W**

www.sven.fi

Congratulations on your purchase of the Sven Multimedia Keyboard!

Please read this User's Manual before using the unit and retain this User's Manual in safe place for future reference.

COPYRIGHT

© 2014. SVEN PTE. LTD. Version 1.0 (V 1.0).

This User's Manual and information contained in it are copyrighted. All rights reserved.

TRADEMARKS

All trademarks are the property of their legal holders.

NOTICE OF RESPONSIBILITY RESTRICTION

Despite the exerted efforts to make this Manual more exact, some discrepancies may occur. The information of this Manual is given on "as is" terms. The author and the publisher do not bear any liability to a person or an organization for loss or damages which have arisen from the information, contained in the given Manual.

UNPACKING

Unpack the device carefully. Make sure there are no accessories left in the box. Check up the device for damages; if the product was damaged during transportation, address the firm which carried out the delivery; if the product functions incorrectly, address the dealer at once.

CONTENTS

1. SPECIAL FEATURES	2
2. PACKAGE CONTENTS	2
3. SYSTEM REQUIREMENTS	2
4. INSTALLATION	2
5. CONNECTION	3
6. DESCRIPTION OF SHORTCUT KEYS FUNCTIONS	3
7. TROUBLESHOOTING	3
8. TECHNICAL SPECIFICATIONS	4

1. SPECIAL FEATURES

- Modern slim design, high quality, economical solution
- Wireless mouse with 4 keys and a scroll wheel included
- Resolution 1000/1600 dpi
- 2.4 GHz USB Nano receiver
- Coverage range up to 10 m
- Automatic detection not requiring matching of receiver with pointing device
- Compatible with Windows XP/Vista/7/8
- USB Interface
- High-quality membrane
- 4 shortcut buttons (Internet, Email, Multimedia, Calculator)

2. PACKAGE CONTENTS

- Wireless keyboard — 1 pc
- Wireless mouse — 1 pc
- 2.4 GHz USB Nano receiver — 1 pc
- AAA type batteries — 4 pcs
- User's manual — 1 pc
- Warranty card — 1 pc

3. SYSTEM REQUIREMENTS

- Windows XP/Vista/7/8, MacOS 10.4 or higher, Linux
- Free USB port

4. INSTALLATION

- Open the cover of the mouse battery compartment, insert two AAA type batteries into the battery compartment matching polarity, and close the cover of the battery compartment (see Fig. 1).
- Open the cover of the battery compartment at the bottom of the keyboard, insert two AAA type batteries matching polarity, and close the cover of the battery compartment.

⚠ *During installation of batteries please match polarity. Incorrect polarity can cause malfunction of the device, which gives no claims for warranty servicing.*

⚠ *It is necessary to always install only the same batteries, because installation of different types of batteries with different level of charging can cause leaking of one of the batteries, which can damage the device.*

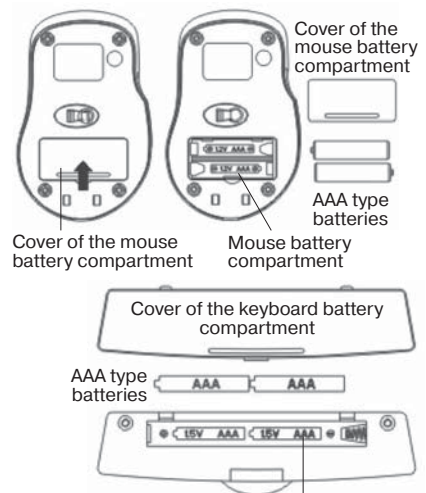




Fig. 1



Keyboard battery compartment

5. CONNECTION

- Connect the 2.4 GHz USB Nano receiver to an available USB port of the keyboard. The distance between the keyboard and the USB Nano receiver should not be more than 6-8 m.
- To activate the set, it is necessary to press any button of the mouse or turn the scroll wheel. If the set has been connected correctly, it will turn on automatically.
- For setting the mouse press at the same time the right button and the scroll wheel and while holding them pull out and insert the 2.4 GHz USB Nano receiver to the USB port. For setting the keyboard press at the same time ESC and Q keys and while holding them, pull out and insert the 2.4 GHz USB Nano receiver to the USB port.

6. DESCRIPTION OF SHORTCUT KEYS FUNCTIONS

-  Open home web page
-  Start default e-mail program

-  Start media player
-  Start/Close Calculator

Notes:

- **Do not place the receiver in metal confined space (drawer of the table, box, safe). Metal screen does not transmit radio signals.**
- **If batteries run down, there will be «lapses» in operation of the mouse or keyboard. In such case replace the batteries with new ones.**
- **If there is a long pause in operation of the mouse or keyboard, they enter sleeping mode. To enter working mode just press any button.**

7. TROUBLESHOOTING

Problem	Solution
The keyboard and mouse are not working.	<ol style="list-style-type: none"> 1. Check whether the batteries have been installed correctly. If necessary, replace the batteries with new ones matching polarity. 2. Pull out the USB receiver and insert it back to make sure that it is not damaged. 3. Reprogram the USB Nano receiver using the software you can download at www.sven.fi. 4. We recommend to address your nearest service center.
Problems with using additional shortcut keys of the keyboard.	We recommend to address your nearest authorized service center.

If none of the above methods can solve the problem, please seek professional advice at your nearest service center. Never attempt to repair the product yourself.

8. TECHNICAL SPECIFICATIONS

Parameter, measurement unit	Value
Q-ty of keyboard keys	105 + 4 quick access keys
Q-ty of mouse buttons	4 + 1
Volume control	available
Keyboard layout	Rus/Ukr/Eng
OS required	Windows XP/Vista/7/8
Interface	USB
Extrapolated mean life	more than 20,000,000 strokes
Coverage range, m	up to 10
Mouse resolution, dpi	1000/1600
Frequency, GHz	2.4
Keyboard dimensions (W × H × L), mm	475 × 14 × 122
Mouse dimensions (W × H × L), mm	94 × 37 × 61
Weight of keyboard and mouse, g	610 + 100

Notes:

- **Technical specifications given in this table are supplemental information and can not give occasion to claims.**
- **Technical specifications are subject to change without notice due to improvement of SVEN production.**

Wireless Combo Set Keyboard + Mouse

SVEN®
YOU WANT – WE CAN



Модель: Comfort 4600 Wireless

Импортер в России: ООО «СКАНДИТРЕЛ», 111024, РФ, г. Москва, ул. Авиамоторная, д. 65, стр. 1.
Уполномоченная организация в России: ООО «РТ-Ф», 105082, г. Москва, ул. Фридриха Энгельса, д. 75, стр. 5. Условия гарантийного обслуживания смотрите в гарантийном талоне или на сайте www.sven.fi
Гарантийный срок: 12 мес. Срок службы: 2 года.
Производитель: «СВЕН ПТЕ. Лимитед», 176 Джу Чиаг Роуд, № 02-02, Сингапур, 427447.
Произведено под контролем «Свен Скандинавия Лимитед», 48310, Финляндия, Котка, Котолахдентие, 15. Сделано в Китае.

Manufacturer: SVEN PTE. LTD., 176 Joo Chiat Road, № 02-02, Singapore, 427447. Produced under the control of Oy Sven Scandinavia Ltd. 15, Kotolahdentie, Kotka, Finland, 48310. Made in China.

© Registered Trademark of Oy SVEN Scandinavia Ltd. Finland.

**COMFORT
4600W**