

SVEN[®]
YOU WANT – WE CAN

Multimedia Keyboard

USER'S MANUAL



**COMFORT
3600**

www.sven.fi

Congratulations on your purchase of the Sven Multimedia Keyboard!

Please read this operation manual before using the unit and retain this operation manual in safe place for future reference.

COPYRIGHT

© 2011. SVEN Company Ltd. Version 1.0 (V 1.0).

This manual and information contained in it are copyrighted. All rights reserved.

TRADEMARKS

All trademarks are the property of their legal holders.

NOTICE OF RESPONSIBILITY RESTRICTION

Despite the exerted efforts to make this manual more exact, some discrepancies may occur. The information of this manual is given on «as is» terms. The author and the publisher do not bear any liability to a person or an organization for loss or damages which have arisen from the information, contained in the given manual.

UNPACKING

Unpack the device carefully. Make sure there are no accessories left in the box. Check up the device for damages; if the product was damaged during transportation, address the firm which carried out the delivery; if the product functions incorrectly, address the dealer at once.

CONTENTS

1. SPECIAL FEATURES	2
2. PACKAGE CONTENTS	2
3. SYSTEM REQUIREMENTS	2
4. INSTALLATION	2
5. DESCRIPTION OF QUICK ACCESS KEYS FUNCTIONS	2
6. TROUBLE SHOOTING	3
7. TECHNICAL SPECIFICATION	3

1. SPECIAL FEATURES

- Modern design, superslim construction
- Built-in High-speed USB-Hub
- High-quality membrane
- Compatible with Windows 2000/XP/Vista/7
- USB Interface
- Reduced noise level during operation, quiet and accurate keystroke
- 16 quick access keys for Internet, Multimedia etc

2. PACKAGE CONTENTS

- Keyboard — 1 pc
- User's manual — 1 pc
- Warranty card — 1 pc

















3. SYSTEM REQUIREMENTS

- Windows 2000/XP/Vista/7 or higher, MacOS 10.4 or higher, Linux
- Free USB port

4. INSTALLATION

- Connect the keyboard to an available USB-port of your PC.
- Installation of the keyboard is automatic after its connection to a USB port of the PC.
- The keyboard has a comfortable volume control located in the upper left corner of the device.

5. DESCRIPTION OF QUICK ACCESS KEYS FUNCTIONS

- | | |
|--|---|
|  Open web page |  Open My Favorites |
|  Start default e-mail program |  Go to search page |
|  Refresh |  Play / Pause |
|  Go to previous media track |  Turn off media player |
|  Go to next media track |  Go to next web page |
|  Volume + |  Go to previous web page |
|  Volume - |  Start/Close Calculator |
|  Turn off computer or go into «sleeping mode» |  Open My Computer |

Notes:

- **If there is a long pause in operation of the keyboard, it enters the Sleeping mode. To enter working mode just press any button.**

6. TROUBLE SHOOTING

Problem	Solution
Keyboard is not working.	<ol style="list-style-type: none"> 1. Make sure that BIOS settings of your PC have settings of USB controller for default operation. 2. Disconnect the keyboard from the PC and check connector pins for possible damage. If there is no external damage found and connector pins are OK, connect the keyboard to PC again. 3. Address your nearest authorized service center.
Problems with Sleep key (Sleeping mode).	Make sure that power control has been activated both in BIOS and Windows.
Problems with using additional quick access keys of keyboard.	We recommend to address your nearest authorized service center.

If none of the above methods can not solve the problem, please seek professional advice at your nearest service center. Never attempt to repair the product yourself.

7. TECHNICAL SPECIFICATION

Parameter, measurement unit	Value
Q-ty of keyboard keys	105 + 16 quick access keys
Volume control	present
Keyboard layout	Eng/Rus/Ukr
OS required	Windows 2000/XP/Vista/7
Interface	USB
Extrapolated mean life	more than 10 000 000
Size of keyboard (W × H × L), mm	485 × 10 × 185
Weight of keyboard, kg	1,2

Notes:

- **Technical specification given in this table is supplemental information and cannot give occasion to claims.**
- **Technical specification is subject to change without notice due to improvement of SVEN production.**

Multimedia Keyboard

SVEN®
YOU WANT – WE CAN



Модель: **COMFORT 3600**

Импортер в России: ООО «СКАНДИТРЕЛ»,
111024, РФ, г. Москва, ул. Авиамоторная, д. 65, стр. 1.
Уполномоченная организация в России: ООО «РТ-Ф»,
105082, г. Москва, ул. Фридриха Энгельса, д. 75, стр. 5.
Условия гарантийного обслуживания смотрите в
гарантийном талоне или на сайте **www.sven.fi**
Гарантийный срок: 12 мес.
Срок службы: 2 года
Произведено под контролем «Свен Скандинавия
Лимитед», 48310, Финляндия, Котка,
Котолахдентие, 15. Сделано в Китае.

Модель: **COMFORT 3600**

Постачальник/імпортер в Україні: ТОВ «СВЕН Центр».
Київська область, м. Переяслав-Хмельницький,
вул. Героїв Дніпра, 31.
Призначення, споживчі властивості та відомості
про безпеку товару див. у керівництві з експлуатації.
Умови гарантійного обслуговування дивіться в
гарантійному талоні або на сайті **www.sven.fi**
Гарантійний термін: 12 міс.
Строк служби: 2 роки
Товар сертифіковано/має гігієнічний висновок.
Шкідливих речовин не містить.
Зберігати в сухому місці.
Виготовлено під контролем «Свен Скандинавия
Лімітед», 48310, Фінляндія, Котка, Котолахдентіе, 15.
Зроблено в Китаї.

Produced under the control of Oy Sven Scandinavia Ltd.
15, Kotolahdentie, KOTKA, Finland, 48310.
Made in China.

© Registered Trademark of Oy SVEN
Scandinavia Ltd. Finland.

COMFORT
3600