


SVEN®
YOU WANT – WE CAN

Multimedia Keyboard

USER'S MANUAL



**COMFORT
7600 EL**

www.sven.fi

User's Manual

COMFORT 7600 EL

Congratulations on your purchase of the Sven Multimedia Keyboard!

Please read this User's Manual before using the unit and retain this User's Manual in a safe place for future reference.

COPYRIGHT

© 2014. SVEN PTE. LTD. Version 1.0 (V 1.0).

This User's Manual and information contained in it are copyrighted. All rights reserved.

TRADEMARKS

All trademarks are the property of their legal holders.

NOTICE OF RESPONSIBILITY RESTRICTION

Despite the exerted efforts to make this Manual more exact, some discrepancies may occur. The information in this Manual is given on «as is» terms. The author and the publisher do not bear any liability to a person or an organization for loss or damage which has arisen from the information contained in this Manual.

UNPACKING

Unpack the device carefully. Make sure there are no accessories left in the box. Check up the device for damage; if the product was damaged during transportation, address the firm which carried out the delivery; if the product functions incorrectly, address the dealer at once.

CONTENTS

1. SPECIAL FEATURES	2
2. PACKAGE CONTENTS	2
3. SYSTEM REQUIREMENTS	2
4. INSTALLATION	2
5. DESCRIPTION OF SHORTCUT BUTTONS FUNCTIONS	2
6. TROUBLESHOOTING	3
7. TECHNICAL SPECIFICATIONS	3

Technical support is on www.sven.fi

1. SPECIAL FEATURES

- Glossy surface
- High-quality membrane
- Windows XP/Vista/7/8 compatible
- USB interface
- Convenient and precise keystroke
- Backlight on/off switch button
- Backlit symbols on each key
- 13 shortcut buttons to Internet and Multimedia

2. PACKAGE CONTENTS

- Keyboard — 1 pc
- User's Manual — 1 pc
- Warranty card — 1 pc














3. SYSTEM REQUIREMENTS

- Windows XP/Vista/7/8, MacOS 10.4 or higher, Linux
- Free USB port

4. INSTALLATION

- Connect the keyboard to an available USB port of your PC.
- Installation of the keyboard is automatic after its connection to the USB port.
- To work in the dark comfortably, switch on the backlight of the key symbols using the LED ILLUMINATION button. To switch it off, press the LED ILLUMINATION button again.

5. DESCRIPTION OF SHORTCUT BUTTONS FUNCTIONS

- | | |
|---|---|
|  Start default e-mail program |  Turn off media player |
|  Open home web page |  Volume down |
|  Open My Favorites |  Volume up |
|  Play / Pause |  Mute/turn on sound volume |
|  Go to previous media track |  Start media player |
|  Go to next media track |  Open My Computer |
| |  Start/Close Calculator |

6. TROUBLESHOOTING

Problem	Solution
The keyboard is not working.	<ol style="list-style-type: none"> 1. Make sure that BIOS of your PC has USB controller settings for default operation. 2. Disconnect the keyboard from the PC and check connector pins for possible damage. If there is no external damage found and connector pins are OK, reconnect the keyboard to the PC. 3. Address your nearest authorized service center.
Problems using the additional shortcut keys.	We recommend that you address your nearest authorized service center.

If none of the above methods can solve the problem, please seek professional advice at your nearest service center. Never attempt to repair the product yourself.

7. TECHNICAL SPECIFICATIONS

Parameter, measurement unit	Value
Q-ty of keyboard keys	104
Q-ty of shortcut buttons	13
Backlight on/off switch button	yes
Keyboard layout	Eng/Rus/Ukr
OS required	Windows XP/Vista/7/8
Interface	USB
Extrapolated mean life	more than 20,000,000 strokes
Dimensions (W × H × L), mm	470 × 25 × 190
Weight, g	828

Notes:

- **Technical specifications given in this table are supplemental information and cannot give occasion to claims.**
- **Technical specifications are subject to change without notice due to improvement of SVEN production.**

Multimedia Keyboard

SVEN®
YOU WANT – WE CAN



Model: **Comfort 7600 EL**

Импортер в России: ООО «СКАНДИТРЕЛ», 111024, РФ, г. Москва, ул. Авиамоторная, д. 65, стр. 1.
Уполномоченная организация в России: ООО «РТ-Ф», 105082, г. Москва, ул. Фридриха Энгельса, д. 75, стр. 5. Условия гарантийного обслуживания смотрите в гарантийном талоне или на сайте www.sven.fi.
Гарантийный срок: 12 мес. Срок службы: 2 года.
Производитель: «СВЕН ПТЕ. Лимитед», 176 Джу Чиаг Роуд, № 02-02, Сингапур, 427447.
Произведено под контролем «Свен Скандинавия Лимитед», 48310, Финляндия, Котка, Котолахдентие, 15. Сделано в Китае.

Manufacturer: SVEN PTE. LTD, 176 Joo Chiat Road, № 02-02, Singapore, 427447. Produced under the control of Oy Sven Scandinavia Ltd. 15, Kotolahdentie, Kotka, Finland, 48310. Made in China.

© Registered Trademark of Oy SVEN Scandinavia Ltd. Finland.

**COMFORT
7600 EL**