

SVEN[®]
YOU WANT – WE CAN

Multimedia Keyboard

USER'S MANUAL



**MULTIMEDIA
EL 4005 MH**

www.sven.fi

Congratulations on your purchase of the Sven keyboard!

Please read this operation manual before using the unit and retain this operation manual in a safe place for future reference.

COPYRIGHT

© 2011. SVEN Company Ltd. Version 1.0 (V 1.0).

This manual and information contained in it are copyrighted. All rights reserved.

TRADEMARKS

All trademarks are the property of their legal holders.

NOTICE OF RESPONSIBILITY RESTRICTION

This manual is designed to assist you in installing and using the keyboard. Information in this document has been carefully checked for accuracy; however, no guarantee is given to the correctness of the contents. The information in this document is subject to change without notice.

UNPACKING

Unpack the device carefully. Make sure there are no accessories left in the box. Check up the device for damages; if the product was damaged during transportation, address the firm which carried out the delivery; if the product functions incorrectly, address the dealer at once.

CONTENTS

1. DESCRIPTION	2
2. PACKAGE CONTENTS	2
3. FEATURES OF THE KEYBOARD	2
4. SYSTEM REQUIREMENTS	2
5. INSTALLATION	2
6. ADDITIONAL BUTTONS FUNCTIONS	2
7. USB DEVICES CONNECTION	4
8. TROUBLE SHOOTING	4
9. TECHNICAL SPECIFICATION	4

1. DESCRIPTION

Strong black case of SVEN Multimedia EL 4005 MH keyboard, white illumination of basic keys and blue illumination of multimedia buttons and convenient wrist support ensure comfortable work and protect the keys from dust. Multimedia sensor buttons turn your work into real pleasure. Strict appearance, silent contact arrangement with high tactility degree, contrasting and smoothly adjustable LED key illumination, optimal number of functions, connectability of additional USB devices are special features of the modern style, due to which the keyboard can be ranged as a business class device.

2. PACKAGE CONTENTS

- Keyboard — 1 pc
- Software (CD, optional) — 1 pc
- User's manual — 1 pc
- Warranty card — 1 pc

3. FEATURES OF THE KEYBOARD

- White illumination of main keys and blue illumination of multimedia buttons
- Illumination brightness control wheel
- 14 sensor buttons for quick access to multimedia and Internet applications
- Compatibility with Windows 98SE/Me/2000/XP/Vista/7
- Comfortable wrist support
- 2.0 USB hub for connection of additional devices
- USB port for connection

4. SYSTEM REQUIREMENTS

- IBM-compatible personal computer
- 128 MB of RAM is recommended
- Microsoft Windows 98/Me/2000/XP/Vista/7
- Microsoft Internet Explorer 5.0 or later
- CD-ROM drives
- Sound card
- USB compatible

5. INSTALLATION

- If you use a USB keyboard, switch on the USB controller of the motherboard and activate the USB keyboard support in your PC BIOS.
- Connect the keyboard to the computer.

6. ADDITIONAL BUTTONS FUNCTIONS














There are 14 sensor buttons for quick access to multimedia and Internet applications:

- 6 shortcut buttons to Internet applications: Home (Internet), Back, Fwd (Forward), Favorite, Search, E-mail (see table);
- 8 shortcut buttons to multimedia applications: Media (Player), Play (Play/Pause), BackSkp (Previous track), FwSkp (Next track), Mute (Sound off), Stop, V- (Volume reduce), V+ (Volume increase)

increase) (see table);

- Illumination brightness control wheel (see table);

Table. Description of functions of buttons for Internet and Multimedia

Icon	Function Name	Function Description
	Search	Opens Search window in the Internet Explorer.
	Back	Goes back to a previous item that was already viewed in programs that support the Back command, such as a Web browser.
	Fwd (Forward)	Goes to the next item if it was previously viewed in the same session, in programs that support the Forward command, such as a Web browser.
	Favorite	Opens the Internet Explorer Favorites pane. This is where you can store shortcuts to frequently used files, Web Sites, or other items, for easy access.
	Email	Starts the default e-mail program.
	Home	Starts the default Web browser and goes to the home page. If the Web browser is active, it opens the home page.
	Stop	Stops playing the media.
	BackSkp (Previous track)	Switches to the previous media track. Press once for each preceding media track.
	Play (Play/ Pause)	Switches between Play and Pause of DVD/VCD/MP3/Audio media. Once Pause is pressed, pressing this button again resumes play.
	FwSkp (Next track)	Switches to the next media track. Press once for each subsequent media track.
V+	V+ (Volume increase)	Increases the computer sound volume.
V-	V- (Volume reduce)	Decreases the computer sound volume.
	Mute (Sound off)	Turns off the sound of the computer.
	Media (Player)	Turns on the built-in multimedia player.
		Illumination brightness control wheel.

7. USB-DEVICES CONNECTION

• On the left side wall of the keyboard there is a USB hub jack for connection of additional devices: flash drives and other low power devices.

Note. Additional USB devices connected to the keyboard must not have absorbed current higher than 150 mA.

8. TROUBLE SHOOTING

Problem	Solution
The keyboard is not working.	<ol style="list-style-type: none"> 1. Make sure that BIOS settings of your PC have settings of USB controller for default operation. 2. Disconnect the keyboard from the PC and check connector pins for possible damage. If there is no external damage found and connector pins are OK, connect the keyboard to PC again. 3. Address your nearest authorized service center.
Problems with Sleep key (Sleeping mode).	Make sure that power control has been activated both in BIOS and Windows.
Problems with using shortcut buttons of the keyboard.	We recommend to address your nearest authorized service center.

If none of the above methods can solve the problem, please seek professional advice at your nearest service center. Never attempt to repair the product yourself.

9. TECHNICAL SPECIFICATION

Parameter, unit	Value
OS Compatibility	Windows 98/Me/2000/XP/Vista/7
Key Layout	104 + 14 sensor buttons
Key switches	Membrane switch with tactile feedback
Connector	USB
Agency Approvals	FCC, CE
Dimension, mm	447 × 330 × 19
Weight, g	1010

Notes:

- **Given specifications may not serve the basis for claims.**
- **Sven production is constantly developed. That's why the specifications may be changed without preliminary notice.**

Мультимедийная клавиатура

SVEN®
YOU WANT – WE CAN



Модель: **Multimedia EL 4005 MH**

Импортер в России: ООО «СКАНДИТРЕЛ»,
111024, РФ, г. Москва, ул. Авиамоторная, д. 65, стр. 1.
Уполномоченная организация в России: ООО «РТ-Ф»,
105082, г. Москва, ул. Фридриха Энгельса, д. 75, стр. 5.
Условия гарантийного обслуживания смотрите в
гарантийном талоне или на сайте **www.sven.fi**
Гарантийный срок: 12 мес.
Срок службы: 2 года
Произведено под контролем «Свен Скандинавия
Лимитед», 48310, Финляндия, Котка,
Котолахдентие, 15. Сделано в Китае.

Модель: **Multimedia EL 4005 MH**

Постачальник/імпортер в Україні: ТОВ «СВЕН Центр».
Київська область, м. Переяслав-Хмельницький,
вул. Героїв Дніпра, 31.
Призначення, споживчі властивості та відомості
про безпеку товару див. у керівництві з експлуатації.
Умови гарантійного обслуговування дивіться в
гарантійному талоні або на сайті **www.sven.fi**
Гарантійний термін: 12 міс.
Строк служби: 2 роки
Товар сертифіковано/має гігієнічний висновок.
Шкідливих речовин не містить.
Зберігати в сухому місці.
Виготовлено під контролем «Свен Скандинавия
Лімітед», 48310, Фінляндія, Котка, Котолахдентіе, 15.
Зроблено в Китаї.

Produced under the control of Oy Sven Scandinavia Ltd.
15, Kotolahdentie, KOTKA, Finland, 48310.
Made in China.

© Registered Trademark of Oy SVEN
Scandinavia Ltd. Finland.

**MULTIMEDIA
EL 4005 MH**