

SVEN[®]
YOU WANT – WE CAN

Multimedia Keyboard

USER'S MANUAL



**MULTIMEDIA
EL 4004**

www.sven.fi

Congratulations on the purchase of Sven keyboard !

Please read this operation manual before using the unit and retain this operation manual in safe place for future reference.

COPYRIGHT

© 2011. SVEN Company Ltd. Version 1.0 (V 1.0).

This manual and information contained in it are copyrighted. All rights reserved.

TRADEMARKS

All trademarks are the property of their legal holders.

NOTICE OF RESPONSIBILITY RESTRICTION

This manual is designed to assist you in installing and using the keyboard. Information in this document has been carefully checked for accuracy; however, no guarantee is given to the correctness of the contents. The information in this document is subject to change without notice.

UNPACKING

Unpack the device carefully. Make sure there are no accessories left in the box. Check up the device for damages; if the product was damaged during transportation, address the firm which carried out the delivery; if the product functions incorrectly, address the dealer at once.

CONTENTS

1. DESCRIPTION	2
2. PACKAGE CONTENTS	2
3. FEATURES OF THE KEYBOARD	2
4. SYSTEM REQUIREMENTS	2
5. INSTALLATION	2
6. ADDITIONAL KEYS FUNCTIONS	3
7. TROUBLE SHOOTING	4
8. TECHNICAL SPECIFICATION	4

1. DESCRIPTION

Strict design, ultrathin construction, almost noiseless contact mechanism with high level of tactility, contrast smoothly adjusted LED of keys, optimal number of functions with the possibility of connection of USB and Audio devices are distinctive features of modern style that allow to rank SVEN Multimedia EL 4004 as a business-class keyboard. Solid black-silver case of the keyboard perfectly fits into the image of a present-day business man, while its keys with soft rubberized cover make working process incredibly comfortable.

2. PACKAGE CONTENTS

- Keyboard — 1 pc
- Software (CD, optional) — 1 pc
- User's manual — 1 pc
- Warranty card — 1 pc

3. FEATURES OF THE KEYBOARD

- Elegant design
- Letters light up with a bright red and blue color
- Light color switch button
- Light brightness wheel
- 14 quick access keys
- The big palm rest
- Two ports USB 2.0 Hub
- Audio In/Out ports
- Windows XP/Vista/7 compatibility
- USB connector

4. SYSTEM REQUIREMENTS

Before installing of the Multimedia Keyboard software, please make sure that the following hardware and software components are installed and correctly set up. The following system specifications are required:

- Pentium 233 or higher processor
- Microsoft Windows XP/Vista/7 operating system or later
- Microsoft Internet Explorer 5.0 or later
- 128 MB of RAM is recommended
- CD-ROM drives
- Sound card
- USB compatible

5. INSTALLATION

- Connect the keyboard to the desktop. If BIOS the personal computer has options for the USB keyboard, be convinced, that they are adjusted by default.

6. WORK ON THE KEYBOARD

















Multimedia Mini Keyboard Button Functions:

- 6 Internet hot keys (see table);
- 8 Multimedia hot keys (see table).

Scroll Lock key On/Off electron luminescence for lighting.

Please make sure that both the hardware and software requirements are met prior to using any of the Media Keyboard Buttons. Light brightness wheel On/Off LED for lighting.

Description of functions of keys for Internet and keys for multimedia

Icon	Function Name	Function Description
	Search	Opens the Internet Explorer Search panel.
	Back	Goes back to a previous item that was already viewed in programs that support the «Back» command, such as a Web browser.
	Forward	Goes to the next item-if it was previously viewed in the same session, in programs that support the «Forward» command, such as a Web browser.
	Favorite	Opens the Internet Explorer Favorites pane. This is where you can store shortcuts to frequently used files, Web Sites, or other items, for easy access.
	E-mail	Starts the default e-mail program. Pressing the Mail Hot Key will tell you what the default e-mail program is. You can reassign the mail Hot Key to start another email Program or use a different Application.
	WWW	Starts the default Web browser and goes to the home page. If the Web browser is active, it opens the home page. You can reassign the WWW key to start another Web/Home or use a different Application.
	Stop	Stops playing the media.
	Pre-track	Pre-track Switches to the previous media track. Press once for each preceding media track.
	Play/Pause	Switches between Play and Pause of DVD/VCD/MP3/Audio media. Once Pause is pressed, pressing this button again resumes play.
	Next track	Next track Switches to the next media track. Press once for each subsequent media track.
	Volume +	Increases the computer's sound volume.
	Volume -	Decreases the computer's sound volume.
	Mute	Mute the computer's sound volume.
	Media Player	Media Player Starts the Media Player program.
	Light	Light Light color switch button.
		Light brightness wheel.

7. USB HUB

- Ports of USB hub for enabling supplement devices place on front side of keyboard. At connection of auxiliary devices you must locate their jacks according to sockets of a hub.
- Connection of additional devices to a USB-hub of the keyboard is recommended to be spent at the switched off illumination.

Note: For coherent work of USB-devices it is necessary, that the input current of the device did not exceed size of the maximal current of power supply USB controller of board your computer (usually 200 mA).

8. TROUBLE SHOOTING

In case of occurrence of any problems with the keyboard, please, about trust the following:

- Disconnect a cord of the keyboard from the personal computer and check up contacts of a wire for their possible damage. If any external damages it is not revealed also contacts seem serviceable, try to connect a wire to the personal computer once again.
- If BIOS the personal computer has options for the USB keyboard, be convinced, that they are adjusted by default.
- At occurrence of problems with use of additional keys of the keyboard, check up that the driver of the keyboard is established correctly. Also check up, whether corresponds hardware and the software of the personal computer to the requirements specified in the given user's guide.
- Preserve all components of the given complete set against direct solar beams, moisture, dirties, excessive heating, abrasive and chemical substances.
- In case on the keyboard any liquid will casually get, immediately switch off the personal computer, disconnect a cord keyboard from the personal computer, and address to the dealer or in the service-center. Refrain from use of the given complete set until receive consultation of experts.

9. TECHNICAL SPECIFICATION

Parameter, unit	Value
OS compatibility	Windows XP/Vista/7
Key layout	104 + 14 quick access keys
Key switches	Membrane switch with tactile feedback
Connector	USB
Agency Approvals	FCC, CE
Dimension, mm	450 × 210 × 25
Weight, g	940

Notes:

- **Technical specification given in this table is supplemental information and cannot give occasion to claims.**
- **Technical specification is subject to change without notice due to improvement of SVEN production.**

Multimedia Keyboard

SVEN®
YOU WANT – WE CAN



Модель: **Multimedia EL 4004**

Импортер в России: ООО «СКАНДИТРЕЛ»,
111024, РФ, г. Москва, ул. Авиамоторная, д. 65, стр. 1.
Уполномоченная организация в России: ООО «РТ-Ф»,
105082, г. Москва, ул. Фридриха Энгельса, д. 75, стр. 5.

Условия гарантийного обслуживания смотрите в
гарантийном талоне или на сайте **www.sven.fi**

Гарантийный срок: 12 мес.

Срок службы: 2 года

Произведено под контролем «Свен Скандинавия
Лимитед», 48310, Финляндия, Котка,
Котолахдентие, 15. Сделано в Китае.

Модель: **Multimedia EL 4004**

Постачальник/імпортер в Україні: ТОВ «СВЕН Центр».
Київська область, м. Переяслав-Хмельницький,
вул. Героїв Дніпра, 31.

Призначення, споживчі властивості та відомості
про безпеку товару див. у керівництві з експлуатації.

Умови гарантійного обслуговування дивіться в
гарантійному талоні або на сайті **www.sven.fi**

Гарантійний термін: 12 міс.

Строк служби: 2 роки

Товар сертифіковано/має гігієнічний висновок.

Шкідливих речовин не містить.

Зберігати в сухому місці.

Виготовлено під контролем «Свен Скандинавия
Лімітед», 48310, Финляндия, Котка, Котолахдентіе, 15.
Зроблено в Китаї.

Produced under the control of Oy Sven Scandinavia Ltd.
15, Kotoлахdentie, KOTKA, Finland, 48310.
Made in China.

© Registered Trademark of Oy SVEN
Scandinavia Ltd. Finland.

**MULTIMEDIA
EL 4004**