

SVEN®
YOU WANT – WE CAN

Universal Portable
Power Bank

USER'S MANUAL



MP-2214

www.sven.fi

Congratulations on your purchase of the Sven portable power bank!

COPYRIGHT

© 2014. SVEN PTE. LTD. Version 1.0 (V 1.0).

This Manual and information contained in it are copyrighted. All rights reserved.

TRADEMARKS

All trademarks are the property of their legal holders.

NOTICE OF RESPONSIBILITY RESTRICTION

Despite the exerted efforts to make this Manual more exact, some discrepancies may occur. The information in this Manual is given on «as is» terms. The author and the publisher do not bear any liability to a person or an organization for loss or damage which has arisen from the information contained in this Manual.

CONTENTS

1. BUYER RECOMMENDATIONS	1
2. PURPOSE	2
3. PACKAGE CONTENTS	2
4. SAFETY PRECAUTIONS	2
5. FEATURES	3
6. POWER BANK DESIGN	3
7. CONNECTION AND OPERATION	3
8. TROUBLESHOOTING	4
9. TECHNICAL SPECIFICATIONS	5

1. BUYER RECOMMENDATIONS

- Unpack the device carefully. Make sure there are no accessories left in the box. Check up the device for damage; if the product was damaged during transportation, address the firm which carried out the delivery; if the product functions incorrectly, address the dealer at once.
- Check up the package contents and availability of the warranty card. Make sure the warranty card has a shop stamp, a legible signature or the seller's stamp and purchase date, and the product number corresponds to that in the warranty card. Bear in mind that at the loss of the warranty card or lack of discrepancy of numbers you will forfeit the right for the warranty repair.
- Before installing and using the product, read this Manual carefully and keep it for future reference.

Technical support is on www.sven.fi.

2. PURPOSE

MP-2214 universal portable power bank is intended for non-stationary charging of the majority of modern mobile devices, such as mobile telephones, smartphones, pocket computers, tablets, portable players, GPS navigators, e-books, digital cameras and video cameras, game consoles and other devices. The product will provide the above-listed devices with required backup power supply during journeys and travels.

3. PACKAGE CONTENTS

- Portable power bank – 1 pc
- USB Am-micro USB cable – 1 pc
- Operation Manual – 1 pc
- Warranty card – 1 pc

4. SAFETY PRECAUTIONS

Before using the power bank, please carefully read the following safety instructions:

- Before using the power bank, please carefully read the following safety instructions:
- The power bank adopts built-in lithium-ion batteries, therefore in order to avoid short circuit and the device failure do not place metal objects on it.
- Use only proper chargers for charging, as the use of other power supply sources can result in the product malfunction.
- Do not use the product in hot (more than 45 °C) and humid (with relative humidity more than 90 %) environment.
- Avoid heavy impacts on the device to prevent its failure.
- In case of appearance of signs of improper operation (sparkling, strange odors, etc.) disconnect the device immediately and consult the nearest service center. See the list of service centers at www.sven.fi.
- Do not allow children to use the portable power bank.
- Recycle the product in accordance with the established procedure.

Follow the next conditions during operation:

- Before using the product for the first time or no using for a long time, it needs 8 to 10 hours to be fully charged.
- For the best charging results use the portable power bank in corresponding temperature conditions – not less than -10 °C and not more than 45 °C, the optimal temperature range is 5 °C to 35 °C.
- The power bank is heated slightly during charging and operation; this is normal and not a malfunction.
- If the portable bank is not used for a long time, it discharges, which is normal self-discharge phenomenon. So, charge the power bank again before its using.
- When the power bank is unused for a long time, it must be charged at least once every three months to be in serviceable condition.
- Keep the portable power bank in the clean state; clean it with dry cloth only.

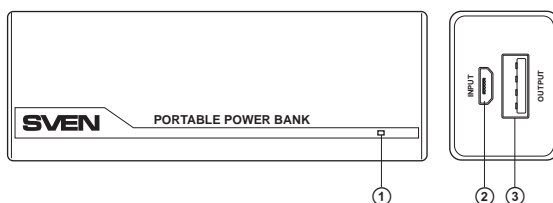
5. FEATURES

- Protection against the full discharge, overcharge, short circuit
- Low self-discharge
- Memory effect absence
- Auto Sleep function to disconnect the device, when unused for a long time
- Charging indication
- Easy-to-use, high energy conversion efficiency

6. DESIGN

- ① Charge indicator
- ② INPUT: micro USB port
- ③ OUTPUT: USB port

Fig. 1. Front and side views



7. CONNECTION AND OPERATION

• Before using the portable power bank, it needs to be charged. For the charging insert USB Am- micro USB cable jack (included) into a USB port (see Fig. 2) of a PC or charger (see Fig. 3), and the other end of the cable into the micro USB port ② of the power bank.

• In order to charge mobile devices insert USB Am-micro USB cable jack (included) into the power bank USB port ③ (see Fig. 4), and the other end of the cable into the micro USB port of a mobile device. Additional adaptors for mobile devices can be also used for charging (not included).

Note. For the purpose to decrease the charging time it is recommended to charge the power bank from an external charger with the output current not less than 1 A. The charging time of the power bank increases, when charging from a computer USB port.

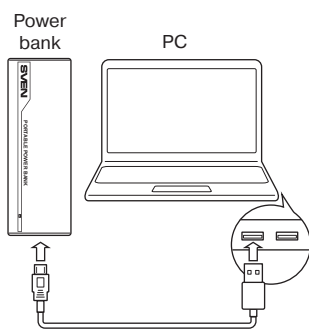


Fig. 2. Power bank charging via PC USB

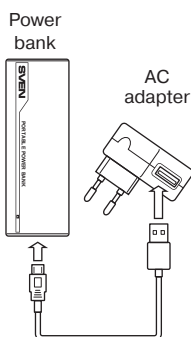


Fig. 3. Power bank charging via adapter

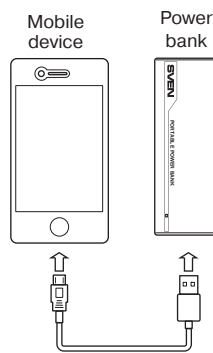


Fig. 4. Mobile device charging from Power bank

Attention!

• *When using the portable power bank with cables containing built-in electronic circuits (cables of Apple Lightning type) the portable power bank can go to sleeping mode due to small current consumption on its output. Therefore, it is recommended to charge devices using cables of such type in the following order:*

1. *Connect the cable to a device being charged.*
2. *Connect the other cable end to the output of the portable power bank.*
3. *The charged device must be disconnected in the reverse sequence.*

• *If the portable power bank has gone to the sleeping mode and the device being charged by it is not powered, connect USB-micro USB cable (included) to the Output of the portable power bank and connect micro USB connector to its Input. The portable power bank will restore its operation after that.*

8. TROUBLESHOOTING

Problem	Cause	Solution
A mobile device has been connected to the power bank, but the device is not charged.	1. The power bank is discharged.	1. Check the charging level, charge the power bank again.
	2. There is no contact in connectors of the device connected or the portable power bank.	2. Correct connectors.
	3. Not fully charged.	3. The power bank degradation, purchase a new one.
	4. The device malfunction.	4. Contact the service centre.

If none of the above methods can solve the problem, please seek professional advice at your nearest service center. Never attempt to repair the product yourself.

9. TECHNICAL SPECIFICATIONS

Parameter, measurement unit	Value
Capacity, V/mA · h	3.7 / 2200
Input voltage, V	4.75~5.25
Input current, mA	1000
Rated output voltage, V	5.0 ± 0.25
Output current, mA	1000
Approximate charging time, h	3~4
Number of charge-discharge cycles*	not less than 500*
Dimensions, mm	90 × 32 × 23
Weight, g	70

* The number of cycles depends on the depth of discharge. The small depth of discharge will provide the greater number of cycles. If the power bank is discharged to 50 %, the number of cycles will increase to 1000.

Notes:

- **Technical specification given in this table is supplemental information and can not give occasion to claims.**
- **Technical specification is subject to change without notice due to improvement of SVEN production.**

Universal Portable Power Bank

SVEN®
YOU WANT – WE CAN



Модель: MP-2214

Импортер в России: ООО «СКАНДИТРЕЛ»,
111024, РФ, г. Москва, ул. Авиамоторная, д. 65, стр. 1.
Уполномоченная организация в России: ООО «РТ-Ф»,
105082, г. Москва, ул. Фридриха Энгельса, д. 75, стр. 5.
Условия гарантийного обслуживания смотрите
в гарантийном талоне или на сайте **www.sven.fi**.
Гарантийный срок: 6 мес. Срок службы: 2 года.
Производитель: «СВЕН ПТЕ. Лимитед», 176
Джу Чиат Роуд, № 02-02, Сингапур, 427447.
Произведено под контролем «Свен Скандинавия
Лимитед», 48310, Финляндия, Котка,
Котolahdentie, 15. Сделано в Китае.

Manufacturer: SVEN PTE. LTD, 176 Joo Chiat Road,
№ 02-02, Singapore, 427447. Produced under the control
of Oy Sven Scandinavia Ltd. 15, Kotolahdentie, Kotka,
Finland, 48310. Made in China.

© Registered Trademark of Oy SVEN
Scandinavia Ltd. Finland.

MP-2214